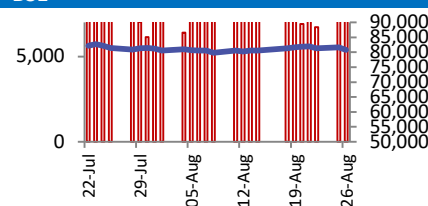
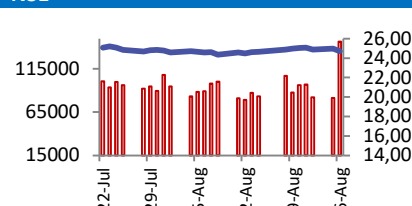


BSE



Open	80011
High	80311
Low	79742
Close	79810
Change	-271
Volume (Lacs)	6551
Turnover (Rs.inCr)	9481

NSE



Open	24467
High	24572
Low	24405
Close	24427
Change	-74
Volume(Lacs)	39413
Turnover(Rs.in Cr)	90937

World Markets	Current	Previous	Pt. Chg	Var(%)
Dow	45545	45637	(92)	-0.20%
Dow Futures	45635	45601	34	0.07%
Nasdaq	21456	21705	(250)	-1.15%
FTSE	9187	9217	(29)	-0.32%
Nikkei	41850	42718	(869)	-2.03%
Hang Seng	25629	25078	552	2.20%
Gift Nifty	24611	24553	58	0.23%
Straits Singapore	4263	4270	(7)	-0.16%
South Korea	3162	3186	(24)	-0.76%
Taiwan	23988	24233	(245)	-1.01%
Shanghai	3871	3858	13	0.34%

Commodity Prices	Current	Previous	Pt. Chg	Var(%)
Copper (\$/MT)	9902	9818	84	0.9%
Alumin (\$/MT)	2616	2605	11	0.4%
Zinc (\$/MT)	2819	2781	38	1.4%
Brent Crude (\$/bbl)	67	67	(0)	-0.4%
Gold (\$/Ounce)	3479	3448	31	0.9%
Silver (\$/Ounce)	40	40	1	1.7%
Light Crude (\$/bbl)	64	64	(0)	-0.3%
N G (\$/mmbtu)	3	3	0	0.6%
Sugar (\$/MT)	478	481	(3)	-0.6%
Rubber (Rs./kg)	192	191	1	0.5%
Baltic Dry Index	2025	2017	8	0.4%

Currency Exchange Rate	Current	Previous	Var(%)
Rs./ \$ rate	88.21	87.63	0.66%
Rs./ Euro	102.96	102.08	0.87%
Rs./Chinese Yuan	12.37	12.37	0.00%
Yen / \$ rate	146.96	147.05	-0.06%
\$ US/Euro	1.17	1.17	0.21%

Dollar Index	Current	Previous	Var(%)
Dollar Index	97.72	97.77	-0.05%

Support/ Resistance Levels for Today		
	Nifty	Bank Nifty Fut
Support 1	24370	53840
Support 2	24300	53570
Resistance	24500	54300

Securities in Ban For Trade
NIL

Market Review

US: US stock market ended lower on Friday, as investors parsed inflation data showing tariffs have started feeding into prices.

Asia: Asian equities opened lower after a selloff in technology stocks hit Wall Street on Friday, with chip shares among the losers. Indexes in Japan and South Korea opened lower along with Australian stocks.

India: On Friday, the Indian stock market ended lower for the third consecutive session as concerns over Trump tariffs and their economic fallout continued to weigh on market sentiment. **Market is expected to open on a positive note and likely to witness positive move during the day.**

Global economy: A U.S. appeals court ruled on Friday that most of President Donald Trump's global tariffs were illegal, finding he exceeded his authority when imposing them. A panel of judges in Washington upheld an earlier decision by the Court of International Trade that Trump wrongfully invoked an emergency law to issue the tariffs. Despite the ruling, the tariffs will remain in place for now as the case continues through the legal system. The ruling does not affect Trump's first-term Section 232 tariffs on steel, aluminum, and autos, nor the Section 301 tariffs on Chinese goods, as these were imposed under different legal authorities.

China's manufacturing sector contracted for a fifth straight month in August, official PMI data showed on Sunday, as U.S. tariff concerns still weighed on export orders, while domestic demand remained sluggish. Manufacturing PMI came in at 49.4, slightly higher than July's 49.3 but below the market forecast of 49.5. The reading remained under the 50-point threshold that separates growth from contraction, pointing to continued weakness in the industrial sector. While the manufacturing sector had shown some signs of recovery in June, especially following a trade deal between the U.S. and China, recent readings indicated that activity still remained under pressure.

Commodities: Oil prices traded in a tight range on Monday as worries about rising output and the impact of U.S. tariffs on demand offset supply disruptions stemming from intensified Russia-Ukraine airstrikes.

Gold prices rose to a more than four-month high on Monday, as increased expectations of a U.S. Federal Reserve interest rate cut this month lifted bullion's allure.

Currency: The dollar was adrift on Monday as markets looked ahead to a raft of U.S. labour market data this week that could determine the size of the Federal Reserve's expected rate cut later this month.

FII Derivative Transactions (Rs. Cr)

Contracts	Purchase		Sell		Net	Open Interest (OI)		OI (Previous day)		Change	
	Contract	Value	Contract	Value		Contract	Value	Contract	Value	Contract	Value
Index Future	15914	2957	22595	4196	(1239)	211569	38928	201756	37266	9813	1662
Index Option	6226175	1148220	6266281	1155780	(7560)	1679704	308445	1118158	206132	561546	102313
Stock Future	277784	18840	252730	17228	1612	5505448	374671	5480440	374045	25008	626
Stock Option	229154	16194	225672	15955	239	188102	12527	131248	8713	56854	3814
Total	6749027	1186211	6767278	1193159	(6948)	7584823	734571	6931602	626156	653221	108415

FII All Activity-BBG (Rs Cr)		Buy	Sell	Net
21-Aug-25		12804	13366	(562)
22-Aug-25		12165	11825	340
25-Aug-25		10636	12191	(1555)
26-Aug-25		44807	50457	(5650)
27-Aug-25		16426	22514	(6088)
Month to date- Aug		271461	300301	(28840)
FII (Prov.) (Rs. Cr)		Buy	Sell	Net
22-Aug-25		10179	11802	(1623)
25-Aug-25		9951	12418	(2466)
26-Aug-25		44147	50663	(6516)
28-Aug-25		17743	21599	(3857)
29-Aug-25		9680	17993	(8313)
Month to date-Aug		268077	314980	(46903)
DII (Prov.) (Rs. Cr)		Buy	Sell	Net
22-Aug-25		10107	10436	(329)
25-Aug-25		13371	10194	3177
26-Aug-25		22001	14940	7060
28-Aug-25		17391	10471	6920
29-Aug-25		20677	9189	11488
Month to date-Aug		293563	198735	94829
FII Debt - BBG (Rs. Cr)		Buy	Sell	Net
21-Aug-25		2597	2542	55
22-Aug-25		1972	3191	(1219)
25-Aug-25		2456	1712	745
26-Aug-25		3412	4322	(911)
27-Aug-25		3055	3081	(26)
Month to date- Aug		50898	38272	12626

Market Breadth	BSE		NSE	
	No.	%	No.	%
Advance	1777	42%	1268	42%
Decline	2317	54%	1695	56%
Unchanged	164	4%	83	3%

Market Turnover	29-Aug	28-Aug	Var (%)
BSE Cash	10783	7133	51%
NSE Cash	146511	81588	80%
NSE Futures	88918	322739	-72%
NSE Options	18354429	66038171	-72%
Total (Rs.Cr)	18600641	66449630	-72%

Volatility Index	29-Aug	28-Aug
Volatility Index	11.75	12.18

Index PE - TTM	29-Aug	Yr. High	Yr. Low
Sensex	22.3	25.2	20.3
Nifty	21.5	24.4	19.6

Corporate News
GOCL Corp to acquire Hinduja National Power's 1,040 MW thermal plant in Andhra Pradesh

Hinduja Group firm GOCL Corporation Ltd said its board of directors has given an in-principle approval to the acquisition of the thermal power operations of Hinduja National Power Corp Ltd, subject to necessary diligence. The move comes as GOCL nears completion of monetising its land at Kukatpally, Hyderabad, and divesting its major subsidiary. (CNBC)

PNB Housing board to consider Rs 5,000 Cr NCD issue

Company to seek board nod for fund raising via NCDs in multiple tranches on private placement basis. PNB Housing Finance said its board will meet on 5 September 2025, to consider a proposal for raising funds by issuing Non-Convertible Debentures of up to Rs 5,000 Cr. The fundraising may be carried out in tranches, with or without a green shoe option, through private placement. (NDTV)

Adani Power Receives LoA For 800 MW Thermal Power Plant In Madhya Pradesh

Adani Power Ltd., has received a Letter of Award from MP Power Management Company Ltd. for supply of power from a new 800 MW Ultra-supercritical thermal power plant to be developed in Anuppur district of MP, The project will help Madhya Pradesh to meet its ever-growing electricity demand owing to increased industrialisation and urbanisation. (CNBC)

Economy
Indian exporters shift focus to new markets amid US tariff hike

Facing rising US tariffs, Indian exporters of rice, gems, jewellery, and tractors had already begun diversifying into markets like the UAE, Bangladesh, and Italy. The Indian government is implementing a phased export diversification plan, targeting existing markets such as the EU and UK in the short term. (ET)

Indian steelmakers urge government for minimum import price amid global slump

Domestic steelmakers have urged the government to impose a minimum import price, seeking further support as prices remain under pressure despite a 12% interim safeguard duty. The levy is inadequate amid falling global prices, said industry executives. (ET)

International
CapVest nears €10 bn deal for German drugmaker Stada

CapVest Partners is close to striking a deal to acquire Stada Arzneimittel AG for about €10 bn (\$11.7 bn) including debt, citing people familiar with the matter. The London-based buyout firm is finalising terms with Stada's private equity owners Bain Capital and Cinven. (Invst)

Top 5 Nifty Gainers	29-Aug	28-Aug	Var(%)
ITC	410	401	2.2%
BEL	369	364	1.5%
SHRIRAMFIN	580	572	1.5%
TRENT	5298	5236	1.2%
ASIANPAINT	2519	2489	1.2%
Top 5 Nifty Losers	29-Aug	28-Aug	Var(%)
M&M	3200	3295	-2.9%
RELIANCE	1357	1386	-2.1%
INFY	1470	1500	-2.0%
APOLLOHOSP	7610	7728	-1.5%
ADANIENT	2245	2275	-1.3%

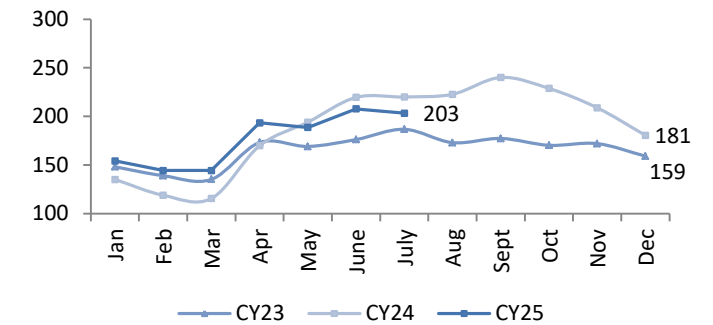
BSE Index Watch	Last	1 day	1 wk	1 mth	1 yr
SENSEX	79810	-0.3%	-2.7%	-1.0%	-3.1%
MIDCAP	44642	-0.4%	-2.9%	-1.1%	-9.0%
SMLCAP	51449	-0.3%	-3.3%	-2.1%	-8.2%
AUTO	55960	-0.8%	-1.4%	6.9%	-5.2%
BANKEK	60025	-0.1%	-3.4%	-2.9%	2.9%
Capital Goods	65417	0.2%	-2.5%	-3.6%	-10.6%
FMCG	20611	0.9%	-0.6%	-0.2%	-10.5%
Health Care	43623	-0.2%	-2.6%	-1.5%	1.0%
IT	34437	-0.9%	-1.7%	0.8%	-20.8%
METAL	30388	-0.6%	-3.9%	0.3%	-6.4%
Oil & Gas	25540	-0.8%	-3.4%	-2.8%	-22.6%
Power	6393	0.1%	-3.0%	-4.1%	-22.3%
Realty	6765	-1.3%	-5.1%	-2.7%	-17.8%

Margin Trading Disclosure (Rs. In Cr)	Last	1 day	1 wk	1 mth	3 mth
Op. Scripwise Outstanding	93558	0.8%	3.4%	2.0%	19.5%
Fresh Exposure	5690	-7.2%	-12.7%	8.6%	-11.5%
Exposure liquidated	4979	-6.9%	-15.7%	-10.0%	-17.9%
Closing Net scripwise outstanding	94269	0.7%	3.5%	3.1%	19.9%

NSE USD Futures	29-Aug	28-Aug	Var (%)
Aug Expiry (Rs./\$)	87.00	87.00	0.0%
Sept Expiry (Rs./\$)	87.23	87.23	0.0%
Total Turnover (Rs. Crore)	6349	1672	280%

Sectors	TTM PE
Auto	32.09
Auto Ancillary	41.54
Banking	13.73
Engineering	46.42
Cement	68.8
Diamonds & Jewellery	40.99
Housing Finance	23.28
Infrastructure & Const	26.3
Metals-Aluminium	28.06
Metal – Steel	17.12
Oil Expl.	6.63
Pharma	10.02
Power – Gen. Supp.	38.57
Information Tech.	28.22
Sugar	17.07
Telecom Serv. Prov.	37.34
Tyres	32.02

All India Tea Prices (Rs/Kg) (Source: teaboard.gov.in)



10 year G-Sec Yield	Current	Previous	Change
US	4.23%	4.23%	0 bps
Japan	1.62%	1.60%	1 bps
India	6.57%	6.53%	4 bps
UK	4.72%	4.70%	2 bps
Libor 3 Mths	4.85%	4.85%	(0) bps

Indian Eco Data	Current	Previous	Var(%)
Forex Reserve (US\$ in bn)	602	691	-12.9%
Inflation - WPI	-0.58%	-0.13%	(45) bps
Inflation - CPI	1.55%	2.10%	(55) bps

India GDP	Q3FY25	Q2FY25	Var (%)
Growth	7.81%	7.38%	43 bps

Monetary Policy	Current	Previous	Change
Repo Rate	5.50%	5.50%	0 bps
Reverse Repo Rate	3.35%	3.35%	0 bps
CRR	3.00%	4.00%	(100) bps
O/S Banking System Liquidity (Rs bn)	2348	2126	221.1

IIP Growth %	Jul-25	Jul-24	Apr-July
IIP	3.5	5.0	2.4
Capital Goods	5.0	11.7	8.8
Mining	5.4	4.7	3.9
Manufacturing	0.6	7.9	-0.9
Electricity	-7.2	3.8	-4.1

ADR Price Movement

Company	Price (US\$)	Volume	Previous Day Price	Volume	Variance (%)	No. of Share Per ADR	ADR Price (Rs.)	BSE Price	Variance (%)
Infosys Tech	16.82	17333226	17.00	28336644	-1.06%	1	1483.65	1469.60	1.0%
Wipro	2.76	5655007	2.80	4052240	-1.43%	1	243.45	249.41	-2.4%
Dr.Reddy's	14.20	920385	14.21	836738	-0.07%	1	1252.55	1260.10	-0.6%
ICICI Bank	31.74	5591340	31.74	5137398	0.00%	2	1399.85	1397.80	0.1%
HDFC Bank	71.16	1483029	71.12	1742630	0.06%	3	2092.28	951.60	119.9%

GDR's (US\$)

	Prices	Prev. Close	Change	Var %
L&T	40.50	40.45	0.0	0.1%
RIL	60.10	63.20	(3.1)	-4.9%
SBI	91.60	92.20	(0.6)	-0.7%

US Economy Data	Current	Previous
Inflation (%) (YoY)	2.70%	2.70%
Unemployment (%)	4.20%	4.10%

Interest Rate (%)	Current	Previous
Fed Rate	4.50%	4.50%

US GDP	Q2CY25	Q1CY25
Growth (QoQ Annualized)	3.30%	-0.50%

China Economy Data	Current	Previous
GDP	5.20%	5.40%
Inflation – CPI (%)	0.00%	0.10%

Economic Calendar

	Date
Indian GDP Data	28 Nov
Indian Inflation Data CPI	12 Sep
Indian Inflation Data WPI	15 Sep
Indian Monetary Policy	01 Oct
India's Industrial Production (IIP)	26 Sep
US Inflation Data	11 Sep
US GDP	25 Sep
US Unemployment Data	05 Sep
US Fed Rate	17 Sep
China GDP	20 Oct
China Inflation Data	10 Sep

Event Update

Name	Date	Purpose
Alivus Life Sciences Ltd.	01/09/25	Rs.5.00 per share(250%)Final Dividend
Aristo Bio-Tech and Lifescience Ltd.	01/09/25	Dividend
Elnet Technologies Ltd.	01/09/25	Rs.1.90 per share(19%)Final Dividend
Kanpur Plastipack Ltd.	01/09/25	Rs.0.90 per share(9%)Final Dividend
MMP Industries Ltd.	01/09/25	Dividend
Patel Integrated Logistics Ltd.	01/09/25	Rs.0.30 per share(3%)Final Dividend
Pavna Industries Ltd.	01/09/25	Stock Split from Rs.10/- to Re.1/-
Rishiroop Ltd.	01/09/25	Rs.1.50 per share(15%)Final Dividend
Trident Techlabs Ltd.	01/09/25	Dividend
Triveni Engineering & Industries Ltd.	01/09/25	Rs.2.50 per share(250%)Final Dividend
Triveni Turbine Ltd.	01/09/25	Rs.2.00 per share(200%)Final Dividend
Ajmera Realty & Infra India Ltd.	02/09/25	Rs.4.50 per share(45%)Final Dividend
Bansal Roofing Products Ltd.	02/09/25	Rs.1.00 per share(10%)Final Dividend
Bluegod Entertainment Ltd.	02/09/25	Stock Split from Rs.10/- to Re.1/-
Deepak Fertilisers And Petrochemicals Corporation	02/09/25	Rs.10.00 per share(100%)Dividend
EPL Ltd.	02/09/25	Rs.2.50 per share(125%)Final Dividend
Gabriel India Ltd.	02/09/25	Rs.2.95 per share(295%)Final Dividend
Gujarat Narmada Valley Fertilizers & Chemicals Ltd	02/09/25	Rs.18.00 per share(180%)Final Dividend
Hikal Ltd.	02/09/25	Rs.0.80 per share(40%)Final Dividend
Ion Exchange (India) Ltd.	02/09/25	Rs.1.50 per share(150%)Dividend
Krystal Integrated Services Ltd	02/09/25	Rs.1.50 per share(15%)Final Dividend
Modison Ltd.	02/09/25	Rs.2.00 per share(200%)Final Dividend
Mukesh Babu Financial Services Ltd.	02/09/25	Rs.1.20 per share(12%)Final Dividend
Panama Petrochem Ltd.	02/09/25	Rs.3.00 per share(150%)Final Dividend
Prithvi Exchange (India) Ltd.	02/09/25	Rs.1.00 per share(10%)Final Dividend
Radiant Cash Management Services Ltd.	02/09/25	Rs.2.50 per share(250%)Final Dividend
Ratnamani Metals & Tubes Ltd.	02/09/25	Rs.14.00 per share(700%)Final Dividend
Scoobee Day Garments (India) Ltd.	02/09/25	Right Issue of Equity Shares
TPL Plastech Ltd.	02/09/25	Rs.1.00 per share(50%)Final Dividend
Tribhovandas Bhimji Zaveri Ltd.	02/09/25	Rs.2.25 per share(22.5%)Final Dividend
Yasho Industries Ltd.	02/09/25	Rs.0.50 per share(5%)Final Dividend
Asahi India Glass Ltd.	03/09/25	Rs.2.00 per share(200%)Final Dividend
Carraro India Ltd.	03/09/25	Rs.4.55 per share(45.5%)Final Dividend
Concord Biotech Ltd.	03/09/25	Rs.10.70 per share(1070%)Final Dividend
GeeCee Ventures Ltd.	03/09/25	Rs.2.00 per share(20%)Final Dividend
International Combustion (India) Ltd.	03/09/25	Rs.4.00 per share(40%)Final Dividend
Kovilpatti Lakshmi Roller Flour Mills Ltd.	03/09/25	Rs.0.50 per share(5%)Final Dividend
Pokarna Ltd.	03/09/25	Rs.0.60 per share(30%)Final Dividend
Prestige Estates Projects Ltd.	03/09/25	Rs.1.80 per share(18%)Final Dividend
Prevest Denpro Ltd.	03/09/25	Rs.1.00 per share(10%)Final Dividend
V.S.T. Tillers Tractors Ltd.	03/09/25	Rs.20.00 per share(200%)Final Dividend
Arihant Academy Ltd.	04/09/25	Dividend
Bharat Bijlee Ltd.	04/09/25	Rs.35.00 per share(700%)Dividend
Clean Science And Technology Ltd.	04/09/25	Rs.4.00 per share(400%)Final Dividend
Indoco Remedies Ltd.	04/09/25	Rs.0.20 per share(10%)Final Dividend
Indsil Hydro Power and Manganese Ltd.	04/09/25	Rs.0.50 per share(5%)Final Dividend
Kopran Ltd.	04/09/25	Rs.3.00 per share(30%)Final Dividend
Mazda Ltd.	04/09/25	Rs.3.60 per share(180%)Final Dividend
National Plastic Technologies Ltd.	04/09/25	Rs.1.50 per share(15%)Final Dividend
NIIT Learning Systems Ltd.	04/09/25	Rs.3.00 per share(150%)Final Dividend
NIIT Ltd.	04/09/25	Rs.1.00 per share(50%)Final Dividend
NRB Bearings Ltd.	04/09/25	Rs.4.30 per share(215%)Final Dividend

Bulk Deal As On 29/08/25

BSE

Security Code	Security Name	Client Name	Deal	Quantity	Price
530881	ABVL	MONIKA UDAY SHAH	S	4587616	6
530881	ABVL	SHASHANK SAI PABBATHI	B	4590000	6
542057	BCPL	ANIL KEDIA	S	88000	75.48
517170	EDVENSWA	AKHILESH KUMAR AGARWAL	B	200000	49.67
526473	ELEFLOR	MANGALSUDHA VINIMAY PRIVATE LIMITED	B	150000	6.26
540190	FRANKLININD	ISHAAN TRADEFIN LLP	S	6000000	1.16
540190	FRANKLININD	ISHAAN TRADEFIN LLP	B	6000000	1.17
540190	FRANKLININD	PARNIT VENTURES PRIVATE LIMITED	S	19731684	1.17
540190	FRANKLININD	PARNIT VENTURES PRIVATE LIMITED	B	19731684	1.16
540190	FRANKLININD	PRAS INVESTMENT PRIVATE LIMITED	S	12501611	1.17
540190	FRANKLININD	PRAS INVESTMENT PRIVATE LIMITED	B	1611	1.17
506186	GCKL	HABITAT APARTMENTS PRIVATE LIMITED	S	270288	28
539724	HYPERSOFT	BODHTREE CONSULTING LIMITED	S	99940	88.08
539724	HYPERSOFT	NAGESH KRISHNAMURTHY VANKADARI	S	68000	88.09
539724	HYPERSOFT	PACE STOCK BROKING SERVICES PVT LTD	B	60544	88.09
526001	JAUSPOL	KRISHNAKUMAR BASUDEV JAGNANI	S	28000	7.61
526001	JAUSPOL	MANJU KRISHNAKUMAR JAGNANI	S	28000	7.61
540515	KANUNGO	ADEQUATE REAL TRADE LLP	B	89598	7.78
540515	KANUNGO	VANITABEN PARSHOTTAMBHAI GEVARIYA	S	50000	7.78
540515	KANUNGO	VINODBHAI BHAYABHAI GEVARIYA	S	50000	7.78
538928	KARNAVATI	ANAND SINGH THAKUR	S	572928	1.41
526251	MIDEASTP	JYOTI K SHAH	S	62000	24
526251	MIDEASTP	MITHUN PRITAMDAS CHANDANI	B	31500	24
526251	MIDEASTP	PAYALBEN MITHUN CHANDANI	B	31000	24
542724	MURAE	GOVINDSINGH BHAVNATHSINGH RAJBHAR	S	13000063	0.7
531254	OPTIFIN	NOPEA CAPITAL SERVICES PRIVATE LIMITED	S	757982	25.52
539143	PANTH	JAYESH AMRATLAL SHAH	S	352993	7.95
539143	PANTH	SHAILESH DHAMELIYA	B	198750	7.95
531257	PRATIKSH	HARSHAD KANTILAL PATEL	S	100000	20.2
541601	RAJNISH	BANWARI LAL KANOONGO	S	10000000	1.02
541601	RAJNISH	BLUE BELL FINANCE LTD	B	9087781	1.02
543366	SBLI	ANKIT SHARMA	S	13200	37.5
526841	SHAKTIPR	GOLD CIRCLE VENTURE PARTNERS LLP	S	60000	39.38
526841	SHAKTIPR	SHAKTI OFFSET PVT LTD	S	28000	39.38
526841	SHAKTIPR	SUDHANSHU KANDA	S	18000	38.87
526841	SHAKTIPR	UDAY R SHAH HUF	S	18000	38.65
526841	SHAKTIPR	ZULIA ZAFAR	B	30000	39.38
532217	SIELFNS	EPITOME TRADING AND INVESTMENTS	S	90685	21.14
532217	SIELFNS	NEO APEX VENTURE LLP	B	75000	21.14
500389	SILVERLINE	NIRAV DINESHBHAI CHAUDHARI	S	1844971	13.36
542146	SKIFL	PASHUPATI CAPITAL SERVICE PVT LTD	S	6250	60.84
542146	SKIFL	PASHUPATI CAPITAL SERVICE PVT LTD	B	60000	59.59
544399	SRIGEE	ISHAAN TRADEFIN LLP	S	36000	197.43
543745	SVS	BAGYARAJ JOSEPH D	B	156000	7.73
543745	SVS	JOSEPH EMMANUEL RAVI	S	156000	7.73
530217	SWOJAS	DEALMONEY COMMODITIES PRIVATE LIMITED	B	1900000	16.46
530217	SWOJAS	JYOTI KHADELWAL	S	1800000	16.46
543399	TARSONS	ANANTNATH SKYCON PRIVATE LIMITED	B	350000	315
543399	TARSONS	KUBER INDIA FUND	S	350000	315
521005	TITANIN	LUCA INFRASTRUCTURES PRIVATE LIMITED	S	10187	22.86
521005	TITANIN	LUCA INFRASTRUCTURES PRIVATE LIMITED	B	160007	23.29
521005	TITANIN	NORTHEAST BROKING SERVICES LIMITED	B	200000	23.72
538464	TPROJECT	KAILASH DHANUKA HUF	S	500000	4
538464	TPROJECT	VENKATESHWARA INDUSTRIAL PROMOTION CO LIMITED	B	461747	4

542765	TRANSPACT	RAJARAMCHOUDHARY	B	3500	170.1
542765	TRANSPACT	SINGHVI HERITAGE LLP	S	5000	170.1
538610	UNISON	ALTAB USMANBHAI PATHAN	S	282610	21.76
538610	UNISON	BIPINBHAI DEVABHAI RAVAL	B	292146	21.77
531396	WOMENNET	MAHESH KUMAR MINDIA HUF	S	25000	16.15

NSE					
Security Code	Security Name	Client Name	Deal	Quantity	Price
ADVENZYMES	Advanced Enzyme Tech Lt	POLUNIN EMERGING MARKETS SMALL CAP FUND LLC	BUY	1250938	353.5
ARCIIL	ARC Insulation & Insu Ltd	CRAFT EMERGING MARKET FUND PCC- CITADEL CAPITAL FUND	SELL	53000	145
ARCIIL	ARC Insulation & Insu Ltd	MANGAL KESHAV CAPITAL LIMITED	BUY	225000	145
ARCIIL	ARC Insulation & Insu Ltd	MANSI SHARE AND STOCK BROKING PRIVATE LIMITED	BUY	80000	145
ARCIIL	ARC Insulation & Insu Ltd	MONEYWISE FINANCIAL SERVICES PRIVATE LTD	BUY	255000	145
ARCIIL	ARC Insulation & Insu Ltd	NEO APEX VENTURE LLP	BUY	190000	138.53
ARCIIL	ARC Insulation & Insu Ltd	STRATEGIC SIXTH SENSE CAPITAL FUND	SELL	146000	138.26
ARCIIL	ARC Insulation & Insu Ltd	VINEY GROWTH FUND	SELL	81000	137.78
CHOLAFIN	Cholamandalam In & Fin Co	GOLDMAN SACHS (SINGAPORE) PTE - ODI	SELL	242876	1439.8
CHOLAFIN	Cholamandalam In & Fin Co	GOLDMAN SACHS BANK EUROPE SE - ODI	BUY	242876	1439.8
DHANI	Dhani Services Limited	GOLDMAN SACHS (SINGAPORE) PTE - ODI	SELL	3814898	62.7
DHANI	Dhani Services Limited	GOLDMAN SACHS (SINGAPORE) PTE - ODI	SELL	3814898	62.7
AGARWALEYE	Dr Agarwals Health Care L	GOLDMAN SACHS (SINGAPORE) PTE - ODI	SELL	429190	439.1
AGARWALEYE	Dr Agarwals Health Care L	GOLDMAN SACHS BANK EUROPE SE - ODI	BUY	429190	439.1
ETML	Emerald Tyre Manuf Ltd	BHAVESH H SHAH	BUY	123600	144.68
ETERNAL	ETERNAL LIMITED	GOLDMAN SACHS (SINGAPORE) PTE - ODI	SELL	6676269	315.5
ETERNAL	ETERNAL LIMITED	GOLDMAN SACHS BANK EUROPE SE - ODI	BUY	6676269	315.5
FIVESTAR	Five-Star Bus Fin Ltd	GOLDMAN SACHS (SINGAPORE) PTE - ODI	SELL	519142	552.75
FIVESTAR	Five-Star Bus Fin Ltd	GOLDMAN SACHS BANK EUROPE SE - ODI	BUY	519142	552.75
GODREJPROP	Godrej Properties Ltd	GOLDMAN SACHS (SINGAPORE) PTE - ODI	SELL	527615	1984.6
GODREJPROP	Godrej Properties Ltd	GOLDMAN SACHS BANK EUROPE SE - ODI	BUY	527615	1984.6
INDIGRID	India Grid Trust	GOLDMAN SACHS (SINGAPORE) PTE - ODI	SELL	792168	161.5
INDIGRID	India Grid Trust	GOLDMAN SACHS BANK EUROPE SE - ODI	BUY	792168	161.5
KORE	Jay Jalaram Techno Ltd	ANKUSH KEDIA	SELL	92500	119.91
KANDARP	Kandarp Dg Smart Bpo Ltd	INARAA FINANCIAL SERVICES PRIVATE LIMITED	BUY	76000	100.83
KOLTEPATIL	Kolte - Patil Developers	GOLDMAN SACHS (SINGAPORE) PTE - ODI	SELL	507534	469.7
KOLTEPATIL	Kolte - Patil Developers	GOLDMAN SACHS (SINGAPORE) PTE - ODI	SELL	507534	469.7
KOLTEPATIL	Kolte - Patil Developers	GOLDMAN SACHS BANK EUROPE SE - ODI	BUY	507534	469.7
KOLTEPATIL	Kolte - Patil Developers	GOLDMAN SACHS BANK EUROPE SE - ODI	BUY	507534	469.7
KOTAKBANK	Kotak Mahindra Bank Limit	GOLDMAN SACHS (SINGAPORE) PTE - ODI	SELL	175693	1944.7
KOTAKBANK	Kotak Mahindra Bank Limit	GOLDMAN SACHS BANK EUROPE SE - ODI	BUY	175693	1944.7
KIMS	Krishna Inst of Med Sci L	GOLDMAN SACHS (SINGAPORE) PTE - ODI	SELL	251598	737.4
KIMS	Krishna Inst of Med Sci L	GOLDMAN SACHS BANK EUROPE SE - ODI	BUY	251598	737.4
LEMONTREE	Lemon Tree Hotels Ltd	GOLDMAN SACHS (SINGAPORE) PTE - ODI	SELL	870090	167.8
LEMONTREE	Lemon Tree Hotels Ltd	GOLDMAN SACHS BANK EUROPE SE - ODI	BUY	870090	167.8
LLOYDSE-RE	Lloyds Enterprises Ltd	AGARWAL KIRAN BABULAL	SELL	3535000	29.15
LLOYDSE-RE	Lloyds Enterprises Ltd	AGARWAL POOJA RAVI	SELL	4531720	28.03
LLOYDSE-RE	Lloyds Enterprises Ltd	BLOSSOMTRADE & INTERCHANGE LLP	SELL	6600000	29.86
LLOYDSE-RE	Lloyds Enterprises Ltd	JAYAJIT	BUY	2500000	29.45
LLOYDSE-RE	Lloyds Enterprises Ltd	LEISURE ENTERPRISES LLP	BUY	6600000	29.86
LLOYDSE-RE	Lloyds Enterprises Ltd	LUNAR COMMERCIALS PVT LTD	BUY	2200000	27.78
LLOYDSE-RE	Lloyds Enterprises Ltd	MAANAV GAJANAND MUNDHRA	BUY	1750000	29.22
LLOYDSE-RE	Lloyds Enterprises Ltd	TEAMWORK PROPERTIES DEVELOPMENTS LLP	SELL	6672500	29.8
MACOBSTECH	Macobs Technologies Ltd	ACME CAPITAL MARKET LIMITED	BUY	85600	175.01
MACOBSTECH	Macobs Technologies Ltd	DALMIA FAMILY OFFICE TRUST	SELL	55200	165.38
MANAPPURAM	Manappuram Finance Ltd	GOLDMAN SACHS (SINGAPORE) PTE - ODI	SELL	1251077	263
MANAPPURAM	Manappuram Finance Ltd	GOLDMAN SACHS BANK EUROPE SE - ODI	BUY	1251077	263
CGCL	Money Matters F S Limited	GOLDMAN SACHS (SINGAPORE) PTE - ODI	SELL	870125	185.7

OBEROIRLTY	Oberoi Realty Limited	GOLDMAN SACHS (SINGAPORE) PTE - ODI	SELL	122365	1618.8
OBEROIRLTY	Oberoi Realty Limited	GOLDMAN SACHS BANK EUROPE SE - ODI	BUY	122365	1618.8
PATELRMART	Patel Retail Limited	ISHAAN TRADEFIN LLP	BUY	256974	259.7
RELIABLE	Reliable Data Service Ltd	ROHIT SHARMA	SELL	53200	163.91
SABAR	Sabar Flex India Limited	BONANZA PORTFOLIO LTD	BUY	95000	7.94
THELEELA	Schloss Bangalore Limited	GOLDMAN SACHS (SINGAPORE) PTE - ODI	SELL	412926	396.65
THELEELA	Schloss Bangalore Limited	GOLDMAN SACHS BANK EUROPE SE - ODI	BUY	412926	396.65
SHRIRAMFIN	Shriram Finance Limited	GOLDMAN SACHS (SINGAPORE) PTE - ODI	SELL	742825	571.65
SHRIRAMFIN	Shriram Finance Limited	GOLDMAN SACHS BANK EUROPE SE - ODI	BUY	742825	571.65
TARSONS	Tarsons Products Limited	ANANTNATH SKYCON PRIVATE LIMITED	BUY	420000	315
TARSONS	Tarsons Products Limited	TROO CAPITAL LTD	SELL	418617	315
VBL	Varun Beverages Limited	GOLDMAN SACHS (SINGAPORE) PTE - ODI	SELL	1571019	497.7
VBL	Varun Beverages Limited	GOLDMAN SACHS BANK EUROPE SE - ODI	BUY	1571019	497.7
VINEETLAB	Vineet Laboratories Ltd	ANASUYA GORLA	BUY	135860	33.82
VINEETLAB	Vineet Laboratories Ltd	SATYANARAYANA RAJU BHUPATHIRAJU	SELL	68000	33.82
VINEETLAB	Vineet Laboratories Ltd	VENKATA RAMA GADDAM	SELL	70000	33.82

Disclosure:

Research Reports that are published by Nirmal Bang Securities Private Limited (hereinafter referred to as “NBSPL”) are for private circulation only. NBSPL is a registered Research Analyst under SEBI (Research Analyst) Regulations, 2014 having Registration no. INH000001766. NBSPL is also a registered Stock Broker with National Stock Exchange of India Limited, BSE Limited, Metropolitan Stock Exchange of India Limited, Multi Commodity Exchange of India Limited and , National Commodity and Derivative Exchange Limited in Capital Market , Equity and Commodities derivatives segments and Currency Derivatives Segment .

NBSPL has other business divisions with independent research teams separated by Chinese walls, and therefore may, at times, have different or contrary views on stocks and markets.

NBSPL or its associates have not been debarred / suspended by SEBI or any other regulatory authority for accessing / dealing in securities Market since last 20 years. NBSPL, its associates or analyst or his relatives do not hold any financial interest (Except Investment) in the subject company. NBSPL or its associates or Analyst do not have any conflict or material conflict of interest at the time of publication of the research report with the subject company. NBSPL or its associates or Analyst or his relatives may or may not hold beneficial ownership of 1% or more in the subject company at the end of the month immediately preceding the date of publication of this research report.

NBSPL or its associates / analyst has not received any compensation / managed or co-managed public offering of securities of the company covered by Analyst during the past twelve months. NBSPL or its associates have not received any compensation or other benefits from the company covered by Analyst or third party in connection with the research report. Analyst has not served as an officer, director or employee of Subject Company. NBSPL / analyst has not been engaged in market making activity of the subject company.

Analyst Certification: The research analysts and authors of these reports, hereby certify that the views expressed in this research report accurately reflects my/our personal views about the subject securities, issuers, products, sectors or industries. It is also certified that no part of the compensation of the analyst(s) was, is, or will be directly or indirectly related to the inclusion of specific recommendations or views in this research. The analyst(s) principally responsible for the preparation of this research report and has taken reasonable care to achieve and maintain independence and objectivity in making any recommendations.

Disclaimer:

The Research Report is for the personal information of the authorized recipient and does not construe to be any investment, legal or taxation advice. NBSPL is not soliciting any action based upon it. Nothing in the research report shall be construed as a solicitation to buy or sell any security or product, or to engage in or refrain from engaging in any such transaction. In preparing the research report, we did not take into account the investment objectives, financial situation and particular needs of the reader.

The research report has been prepared for the general use of the clients of NBSPL and must not be copied, either in whole or in part, or distributed or redistributed to any other person in any form. If you are not the intended recipient you must not use or disclose the information in the research report in any way. Though disseminated to all the customers simultaneously, not all customers may receive the research report at the same time. NBSPL will not treat recipients as customers by virtue of their receiving the research report. The research report is not directed or intended for distribution to or use by any person or entity resident in a state, country or any jurisdiction, where such distribution, publication, availability or use would be contrary to law, regulation or which would subject NBSPL & its group companies to registration or licensing requirements within such jurisdictions.

The report is based on the information obtained from sources believed to be reliable, but we do not make any representation or warranty that it is accurate, complete or up-to-date and it should not be relied upon as such. We accept no obligation to correct or update the information or opinions in it. NBSPL or any of its affiliates or employees shall not be in any way responsible for any loss or damage that may arise to any person from any inadvertent error in the information contained in the research report. NBSPL or any of its affiliates or employees do not provide, at any time, any express or implied warranty of any kind, regarding any matter pertaining to this report, including without limitation the implied warranties of merchantability, fitness for a particular purpose, and non-infringement. The recipients of the research report should rely on their own investigations.

This information is subject to change without any prior notice. NBSPL reserves its absolute discretion and right to make or refrain from making modifications and alterations to this statement from time to time. Nevertheless, NBSPL is committed to providing independent and transparent recommendations to its clients, and would be happy to provide information in response to specific client queries.

Before making an investment decision on the basis of research report, the reader needs to consider, with or without the assistance of an adviser, whether the advice is appropriate in light of their particular investment needs, objectives and financial circumstances. There are risks involved in securities trading. The price of securities can and does fluctuate, and an individual security may even become valueless. International investors are reminded of the additional risks inherent in international investments, such as currency fluctuations and international stock market or economic conditions, which may adversely affect the value of the investment. Opinions expressed are subject to change without any notice. Neither the company nor the director or the employees of NBSPL accept any liability whatsoever for any direct, indirect, consequential or other loss arising from any use of the research report and/or further communication in relation to the research report. Here it may be noted that neither NBSPL, nor its directors, employees, agents or representatives shall be liable for any damages whether direct or indirect, incidental, special or consequential including lost revenue or lost profit that may arise from or in connection with the use of the information contained in the research report.

Copyright of this document vests exclusively with NBSPL.

Our reports are also available on our website

Registration granted by SEBI and certification from NISM in no way guarantee performance of NBSPL or provide any assurance of returns to investors.

Nirmal Bang Research (Division of Nirmal Bang Securities Pvt. Ltd.)

B-2, 301/302, Marathon Innova,
Opp. Peninsula Corporate Park
Off. Ganpatrao Kadam Marg
Lower Parel(W), Mumbai-400013
Board No. : 91 22 6723 8000/8001
Fax. : 022 6723 8010